



RT628(6V2.8Ah)

Specification

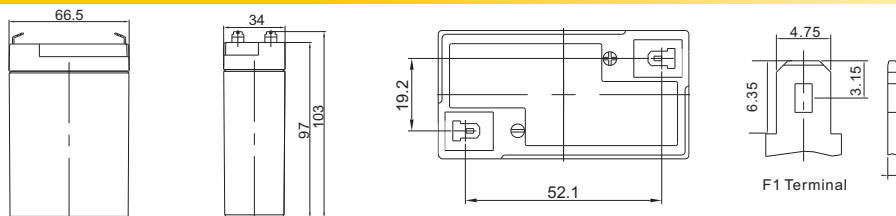


RT series is a general purpose battery with 6~8 years design life in float service. It meets with IEC, JIS, BS, GB/T and YD/T standards. With advanced AGM valve regulated technology and high purity raw material, the RT series battery maintains high consistency for better performance and reliable standby service life. It is suitable for UPS/EPS, medical equipment, emergency light and security system applications.



Cells Per Unit	3
Voltage Per Unit	6
Nominal Capacity	2.8Ah@20hour-rate to 1.75V per cell @25°C
Weight	Approx. 0.53 Kg (Tolerance ±5.0%)
Internal Resistance	Approx. 32 mΩ
Terminal	F1
Max. Discharge Current	28A (5 sec)
Short Circuit Current	146A
Design Life	6~8 years (Float charging)
Max. Charging Current	0.84 A
Reference Capacity	C3 2.17AH C5 2.44AH C10 2.62AH C20 2.80AH
Standby Use Voltage	6.85 V~6.94 V @ 25°C Temperature Compensation: -3mV/°C/Cell
Cycle Use Voltage	7.30 V~7.40 V @ 25°C Temperature Compensation: -4mV/°C/Cell
Operating Temperature Range	Discharge: -20°C~60°C Charge: 0°C~50°C Storage: -20°C~60°C
Normal Operating Temperature Range	25°C ±5°C
Self Discharge	RITAR Valve Regulated Lead Acid (VRLA) batteries can be stored for up to 6 months at 25°C and then recharging is recommended. Monthly Self-discharge ratio is less than 3% at 25°C. Please charge batteries before using.
Container Material	A.B.S. UL94-HB, UL94-V0 Optional.

Dimensions



Length	66.5±1.5mm (2.62 inches)
Width	34±1.5mm (1.34 inches)
Height	97±1.5mm (3.81 inches)
Total Height	103±1.5mm (4.06 inches)
Terminal	Value
M5	6~7 N*m
M6	8~10 N*m
M8	10~12 N*m

Unit: mm

Constant Current Discharge Characteristics : A (25°C)

F.V/Time	5MIN	10MIN	15MIN	30MIN	1HR	2HR	3HR	4HR	5HR	8HR	10HR	20HR
1.60V	10.62	7.508	5.427	3.117	1.711	1.050	0.790	0.637	0.528	0.340	0.276	0.146
1.65V	9.879	7.095	5.189	2.993	1.652	1.017	0.765	0.620	0.514	0.336	0.273	0.143
1.70V	8.914	6.532	4.860	2.861	1.598	0.983	0.744	0.603	0.501	0.331	0.269	0.142
1.75V	7.986	5.979	4.523	2.734	1.540	0.949	0.722	0.588	0.488	0.326	0.265	0.140
1.80V	7.012	5.412	4.176	2.613	1.481	0.915	0.700	0.571	0.476	0.321	0.262	0.139
1.85V	5.566	4.423	3.465	2.251	1.328	0.838	0.647	0.531	0.444	0.301	0.246	0.132

Constant Power Discharge Characteristics : WPC (25°C)

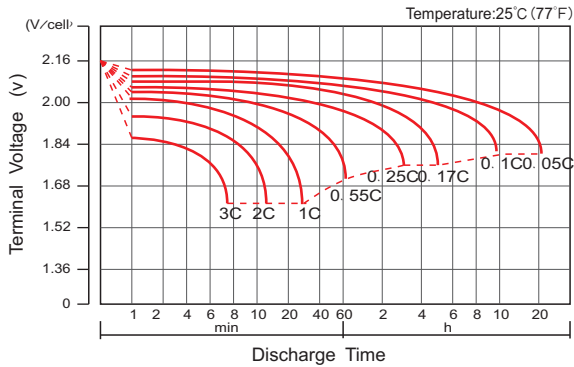
F.V/Time	5MIN	10MIN	15MIN	30MIN	1HR	2HR	3HR	4HR	5HR	8HR	10HR	20HR
1.60V	17.61	12.76	9.488	5.662	3.215	1.991	1.508	1.224	1.018	0.664	0.543	0.287
1.65V	16.57	12.29	9.206	5.493	3.122	1.937	1.468	1.195	0.995	0.658	0.537	0.283
1.70V	15.29	11.52	8.751	5.303	3.040	1.883	1.434	1.167	0.973	0.649	0.529	0.280
1.75V	14.00	10.74	8.262	5.121	2.946	1.826	1.397	1.142	0.952	0.641	0.523	0.277
1.80V	12.55	9.890	7.736	4.944	2.850	1.769	1.359	1.113	0.930	0.632	0.517	0.274
1.85V	10.18	8.227	6.511	4.300	2.572	1.630	1.262	1.038	0.871	0.595	0.488	0.261

(Note) The above characteristics data are average values obtained within three charge/discharge cycle not the minimum values. The battery must be fully charged before the capacity test. The C₂₀ should reach 95% after the first cycle and 100% after the third cycle.

RT628(6V2.8Ah)



Discharge Characteristics Curve



Charge Characteristic Curve For Standby Use



Cycle Life In Relation To Depth Of Discharge



Relationship Between Charging Voltage And Temperature



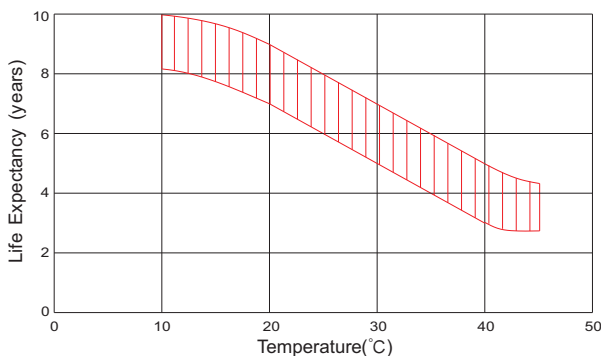
Temperature Effects On Capacity



Storage Characteristics



Effect Of Temperature On Long Term Life



Life Characteristics Of Standby Use



(Note) All above information shall be changed without prior notice, Ritar reserves the right to explain and update the latest information.