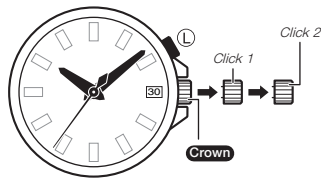


Operation Guide 5317

CASIO®

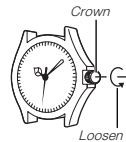
ENGLISH

- Your watch may differ somewhat from the one shown in the illustration.



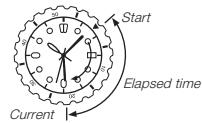
Crown Operations

Some water-resistant models (100 meters, 200 meters) have a screw-in crown. When you need to perform a crown operation, rotate it towards you to unscrew it. Then pull the crown out. Avoid applying undue force when pulling. The watch loses its water resistance while the crown is unscrewed. After performing a crown operation, fully screw the crown back in.



If your watch has a rotary bezel...

You can rotate the bezel to align its ▼ mark with the minute hand. Then you will be able to tell how much time has elapsed since aligning the ▼ mark.



Specifications

Accuracy: ±20 seconds average per month

Illumination: Ultraviolet LED (light-emitting diode)

Battery: One silver oxide battery (Type: SR920SW) and one lithium battery (Type: CR1616)

Approximately 3 years on type SR920SW and type CR1616 (assuming one 9-second illumination operation per day)

- Always have both batteries replaced at the same time.

To adjust the time setting

When the second hand is at 12 o'clock, pull the **Crown** out to Click 2.

Rotate the **Crown** to change the time setting.

Push the **Crown** back in.

Note

- Take care that you set the correct AM or PM time.
- When changing the time, move the minute hand four or five minutes past your final setting, and then back it up to the setting you want.

To change the day indicator setting

Pull the **Crown** out to Click 1.

Rotate the **Crown** to set the day.

Push the **Crown** back in.

Note

- The day setting uses a 31-day month. Make adjustments for months of shorter lengths.
- Avoid changing the day setting between the hours of 9 p.m. and 1 a.m. Otherwise, the day indicator may not change correctly at midnight.

To turn on illumination

Hold down **L**.

Note

- Illumination remains turned on as long as **L** is depressed.
- Illumination will turn off about four seconds after **L** is released.

Illumination Precautions

- Illumination may be hard to see when viewed under direct sunlight.
- Frequent use of illumination runs down the battery.