

UL5-12



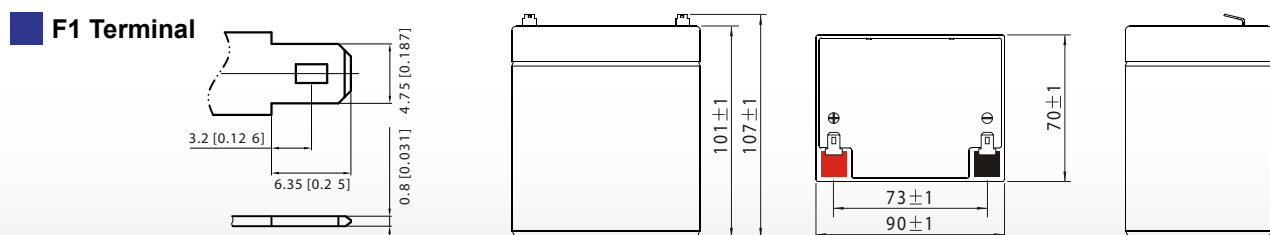
Physical Specification

Part Number:	UL5-12
Length:	90 ± 2 mm (3.54 inches)
Width:	70 ± 2 mm (2.76 inches)
Container Height:	101 ± 2 mm (3.98 inches)
Total Height (with terminal):	101 ± 2 mm (4.21 inches)
Approx Weight:	Approx 1.62 kg

Specifications

	Nominal Voltage	12V
	Nominal Capacity (20HR)	5 AH
Terminal Type	Standard Terminal	F1
	Optional Terminal	-
Container Material	Standard Option	ABS
	Flame Retardant Option (FR)	ABS (UL94:VO)
Rated Capacity	5.0 AH/0.27A	(20hr, 1.80V/cell, 25°C / 77°F)
	4.65 AH/0.502A	(10hr, 1.80V/cell, 25°C / 77°F)
	4.60 AH/0.92A	(5hr, 1.75V/cell, 25°C / 77°F)
	4.14 AH/1.38A	(3hr, 1.75V/cell, 25°C / 77°F)
	3.39 AH/3.39A	(1hr, 1.60V/cell, 25°C / 77°F)
Max Discharge Current	67.5A (5s)	
Internal Resistance	Approx 40mΩ	
Discharge Characteristics	Operating Temp. Range	Discharge: -15 ~ 50°C (5 ~ 122°F)
		Charge: 0 ~ 40°C (5 ~ 104°F)
		Storage: -15 ~ 40°C (5 ~ 104°F)
	Nominal Operating Temp. Range	25 ± 3°C (77 ± 5°F)
	Cycle Use	Initial Charging Current less than 1.62 A. Voltage 14.4V ~ 15.0V at 25°C (77°F) Temp. Coefficient -30mV/°C
	Standby Use	No limit on Initial Charging Current Voltage 13.5V ~ 13.8V at 25°C (77°F) Temp. Coefficient -20mV/°C
Capacity affected by Temperature	40°C (104°F)	103%
	25°C (77°F)	100%
	0°C (32°F)	86%
Design Floating Life at 20°C	5 Years	
Self Discharge	Ultracell batteries may be stored for up to 6 months at 25°C(77F) and then a refresh charge is required. For higher temperatures the time interval will be shorter.	

Dimensions



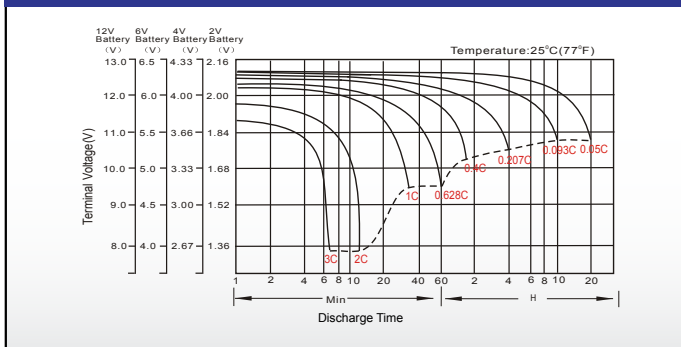
Constant Current Discharge (Amperes) at 25 °C (77°F)

F.V/Time	5min	10min	15min	20min	30min	45min	1h	2h	3h	4h	5h	6h	8h	10h	20h
1.85V/cell	10.3	7.90	6.54	5.66	4.37	3.22	2.72	1.61	1.26	1.02	0.83	0.72	0.583	0.487	0.267
1.80V/cell	13.8	10.1	7.90	6.69	5.16	3.75	3.04	1.75	1.35	1.09	0.89	0.78	0.618	0.502	0.270
1.75V/cell	15.6	11.1	8.63	7.19	5.36	3.89	3.18	1.82	1.38	1.12	0.92	0.80	0.629	0.516	0.273
1.70V/cell	17.1	12.1	9.22	7.56	5.58	4.04	3.28	1.86	1.42	1.14	0.94	0.81	0.638	0.526	0.278
1.65V/cell	18.9	13.0	9.80	8.03	5.88	4.15	3.36	1.89	1.48	1.18	0.97	0.83	0.648	0.537	0.281
1.60V/cell	20.8	14.2	10.5	8.55	6.21	4.32	3.39	1.97	1.52	1.22	1.00	0.85	0.654	0.543	0.283

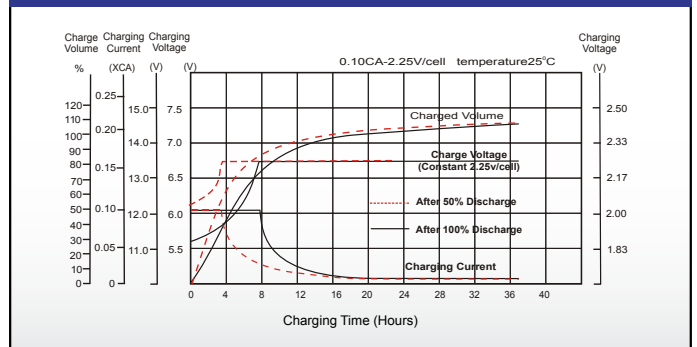
Constant Power Discharge (Watts) at 25 °C (77°F)

F.V/Time	5min	10min	15min	20min	30min	45min	1h	2h	3h	4h	5h	6h	8h	10h	20h
1.85V/cell	18.8	14.6	12.2	10.7	8.34	6.19	5.24	3.12	2.45	2.00	1.63	1.42	1.151	0.964	0.530
1.80V/cell	25.0	18.4	14.5	12.4	9.68	7.15	5.84	3.38	2.62	2.12	1.74	1.52	1.217	0.992	0.534
1.75V/cell	27.6	19.9	15.7	13.2	9.97	7.35	6.08	3.49	2.66	2.16	1.79	1.55	1.235	1.018	0.539
1.70V/cell	29.5	21.2	16.5	13.8	10.3	7.61	6.25	3.57	2.73	2.21	1.83	1.59	1.252	1.037	0.548
1.65V/cell	32.1	22.7	17.4	14.5	10.8	7.73	6.35	3.60	2.83	2.28	1.87	1.61	1.268	1.057	0.555
1.60V/cell	34.6	24.1	18.3	15.3	11.3	8.01	6.38	3.74	2.90	2.35	1.93	1.64	1.278	1.067	0.557

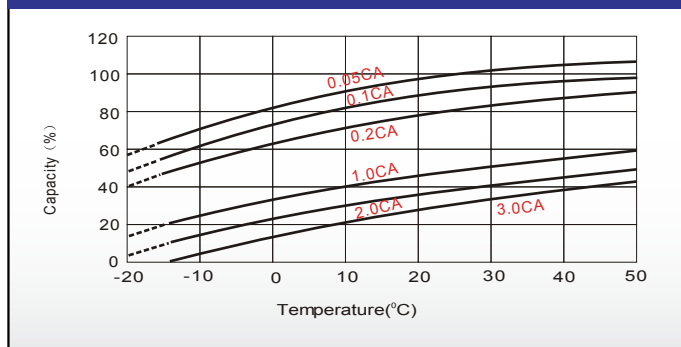
Discharge Characteristics



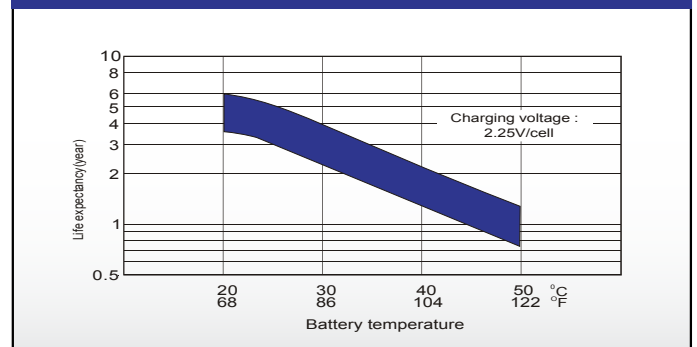
Float Charging Characteristics



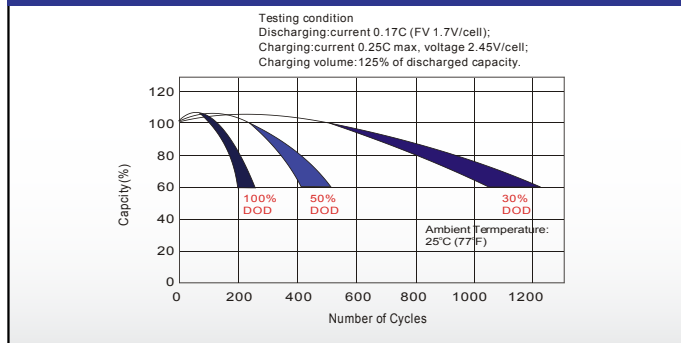
Temperature Effects in Relation to Battery Capacity



Effect of Temperature on Long Term Float Life



Cycle Life in Relation to Depth of Discharge



Self Discharge Characteristics

