



NETYS RT

from 1100 to 11000 VA

complete solution for IT infrastructures

Single-phase UPS

new

From 5 to 11 kVA



The solution for

- > Switching
- > Storage
- > Servers and networking devices
- > VoIP communication systems
- > Structured cabling systems
- > Control systems
- > Video surveillance systems

Technology

- > VFI "online double conversion"

Certifications



N876

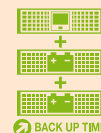


N876

Advantages



RACK / TOWER



Simple to install

- IEC input and output connections (1100-3000 VA) or terminal input and output connections with built-in magnetothermal input switch (5000-11000 VA).
- Compact footprint for installation in rack cabinets.
- Attractive design.

Easy to use

- No configuration necessary on first startup.
- Wide range of communication protocols for integration into LAN networks or Building Management Systems (BMS).
- Clear LED interface with buzzers that immediately indicate the operating status of the UPS, even for less specialist users (1100-3000 VA).
- LCD display with menu available in 6 languages (5000-11000 VA).

Meets practical needs

- Online double conversion technology with sinusoidal waveform, completely filters out all disturbances from / to the mains power supply and ensures maximum protection of the utility.
- Modular battery extension (EBM) to meet all back-up time requirements, even after installation.
- Possibility of 1+1 parallel redundant configuration to maximise the availability of critical utilities, even in the event of a module breakdown (5000-11000 VA).

Standard electrical features

- Built-in backfeed protection.
- Protection against atmospheric phenomena (NTP) for telephone / ADSL modems.
- RJ11 connection for Emergency Power Off (EPO).
- Connection for battery extension modules.
- Port for parallel operation (5000-11000 VA).

Electrical options

- 1+1 parallel module (5000-11000 VA).
- Manual bypass without interruption (5000-11000 VA).
- Battery extension modules.

Standard communication features

- LOCAL VIEW: ideal UPS monitoring and shutdown point-to-point solution for Windows® operating system.
- HID: UPS management based on Windows® embedded service - USB interface (1100-3000 VA).
- MODBUS/JBUS RTU.
- RT-VISION: professional WEB/SNMP interface for UPS monitoring and shutdown management of several operating systems (5000-11000 VA).

Communication options

- RT-VISION: professional WEB/SNMP interface for UPS monitoring and shutdown management of several operating systems (1100-3000 VA).
- Dry-contact interface.

Technical data


NETYS RT								
Sn	1100 VA	1700 VA	2200 VA	3000 VA	5000 VA	7000 VA	9000 VA	11000 VA
Pn	800 W	1200 W	1600 W	2100 W	4500 W	5400 W	7200 W	9000 W
Architecture	online double conversion VFI with input PFC and automatic bypass							
Parallel redundant function	-	-	-	-	1+1	1+1	1+1	1+1
INPUT								
Voltage	230 V (1ph) 160~275 Vac; up to 130 Vac @70% load				230 V (1ph) 181~280 Vac up to 100 Vac @50% load			
Frequency	50/60 Hz +/-10% (Auto-Selectable)							
Power factor / THDi	>0.98 / <6%				>0.99 / <5%			
OUTPUT								
Voltage	230 V (1ph) selectable 200 / 208 / 220 / 240V - 50 or 60 Hz +/- 2% (+/- 0.05 Hz in battery mode)							
Efficiency	up to 91% online mode				up to 92% online mode			
Overload capability	up to 105% continuously; 125% x 3 min; 150% x 30 sec				up to 105% continuously; 125% x 5 min; 150% x 30 sec			
Output connections	6 x IEC 320-C13 (10 A)	6 x IEC 320-C13 (10 A) + 1 x IEC 320-C20 (16 A)			terminals			
BATTERY								
Standard autonomy*	8	12	8	10	8	6	8	6
Voltage	24 Vdc	48 Vdc	48 Vdc	72 Vdc	192 Vdc	192 Vdc	240 Vdc	240 Vdc
Recharge time	< 6 hr to recover 90% capacity				< 6 hr to recover 90% capacity			
COMMUNICATION								
Mimic panel	LED				LCD 6 languages			
RS232 (DB9 port) Jbus protocol	•	•	•	•	•	•	•	•
USB HID protocol	•	•	•	•	-	-	-	-
WEB/SNMP (Ethernet RJ45 port)	option	option	option	option	•	•	•	•
COMM slot	•	•	•	•	•	•	•	•
Dry contacts card	option	option	option	option	option	option	option	option
EPO input (RJ11 port)	•	•	•	•	•	•	•	•
Modem/ADSL surge protection	•	•	•	•	-	-	-	-
Parallel port	-	-	-	-	•	•	•	•
STANDARDS								
Performance & topology	EN 62040-3 (VFI-SS-111)							
Safety /EMC	EN 62040-1 (TÜV-GS certified) EN 62040-2							
Product certifications	CE, TÜV-GS, C-Tick							
IP rating	IP20							
ENVIRONMENT								
Operating ambient temperature	from 0 °C to +40 °C (from 15 °C to 25 °C for best battery life)							
Storage temperature range	from -15 °C to +50 °C (from 15 °C to 25 °C for best battery life)							
Relative Humidity	0-90% non-condensing							
Noise level (ISO 3746)	< 45 dB				< 55 dB			
DIMENSIONS & WEIGHT								
UPS size std (W x D x H)	88.7x332x440 mm	88.7x430x440 mm	88.7x430x440 mm	88.7x608x440 mm	177.4x670x440 mm	177.4x670x440 mm	261.2x623x440 mm	261.2x623x440 mm
UPS size RACK	2U	2U	2U	2U	2U+2U	2U+2U	3U+3U	3U+3U
UPS weight std	13 kg	21 kg	22 kg	31 kg	15.5+40 kg	16+40 kg	19.5+66 kg	20+66 kg
EBM module size (W x D x H)	88.7x332x440 mm	88.7x430x440 mm	88.7x430x440 mm	88.7x608x440 mm	88.7x608x440 mm	88.7x608x440 mm	130.6x623x440 mm	130.6x623x440 mm
EBM module RACK	2U	2U	2U	2U	2U	2U	3U	3U
EBM module weight	16 kg	29 kg	29 kg	43 kg	40 kg	40 kg	66 kg	66 kg

* @ 75% of nominal load.

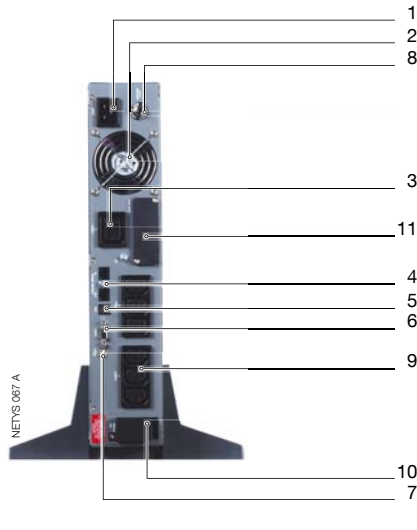
NETYS RT

from 1100 to 11000 VA
Single-phase UPS


Connections




1100 VA



1700 VA - 2200 VA - 3000 VA



5000 VA - 7000 VA + battery



9000 VA - 11000 VA + battery

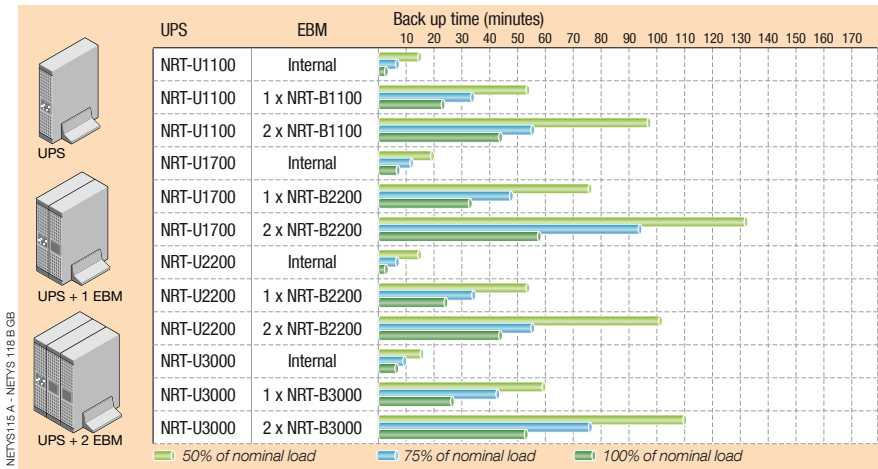
Converts from Tower to Rack mounted



APPL067 - 068 - 069 - 060 - 061 - 062 - 063 - 064 A

- | | |
|------------------------------------|--|
| 1. Mains input socket (IEC 320) | 10. Battery extension connector |
| 2. Fan | 11. Slot for optional communication boards |
| 3. Output socket (full power) | 12. Battery extension connector |
| 4. Telephone/modem line protection | 13. Output terminals |
| 5. EPO (Emergency Power Off) input | 14. Input terminals |
| 6. RS232 interface (JBUS protocol) | 15. Input switch |
| 7. USB port | 16. RJ45 LAN ethernet connector |
| 8. Input protection | 17. Parallel port connector |
| 9. Output sockets (IEC 320 - 10 A) | |

NETYS RT 1100-3000 VA - Battery extension



Parallel redundant operation for business continuity

To achieve the highest level of availability and to power critical utilities, NETYS RT UPS modules above 3 kVA can be configured for 1:1 redundancy.

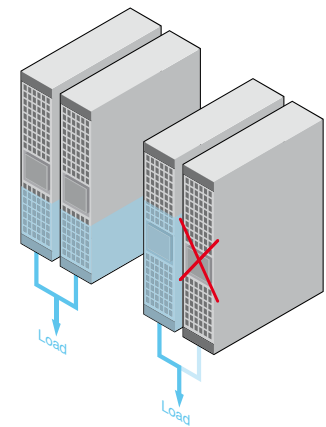
Redundant operation (1+1) means: the system incorporates one more UPS module than is needed to protect the load; in the event of a breakdown, it guarantees sufficient power supply capacity to the load by maintaining online protection.

Parallel technology is based on the principle of load sharing, whereby both units are always kept active.

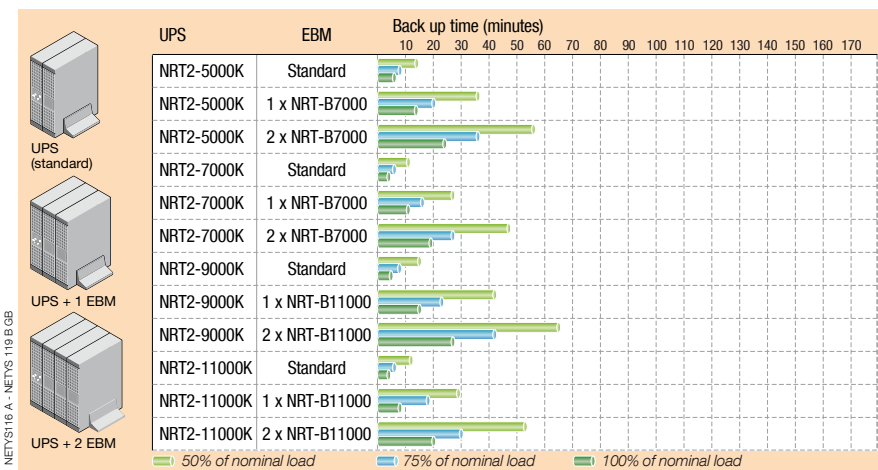
In a redundant configuration, overall system availability is much higher than a conventional UPS system using similar technology.

1+1 redundant configuration does not require additional circuits and can therefore be set up at a later date, simply by using two UPS modules and a collector/manual bypass module which simplifies cabling and maintenance of the UPS installation.

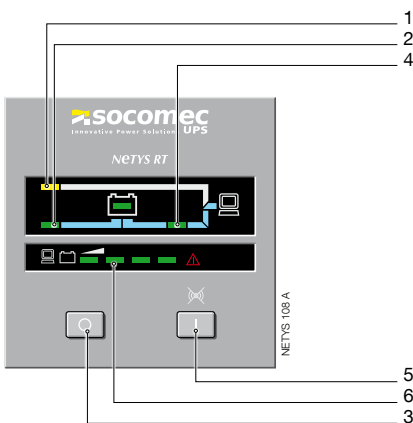
To further streamline the solution, it is also possible to select between operation with separate battery or shared battery, which is extremely useful in the case of applications requiring high levels of autonomy.



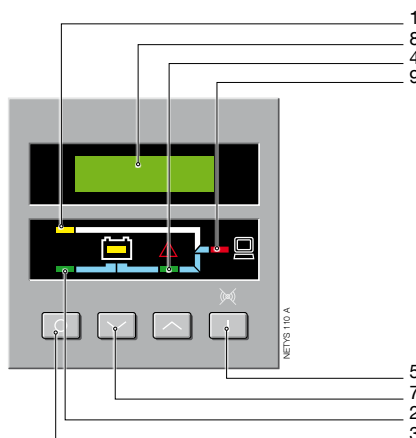
NETYS RT 5000-11000 VA - Battery extension



Control panel



1100 VA - 1700 VA - 2200 VA - 3000 VA



5000 VA - 7000 VA - 9000 VA - 11000 VA

1. Yellow LED lit. Operation in bypass mode
2. Green LED lit. Mains healthy
3. OFF button
4. Green LED lit. Normal operation (inverter in-line)
5. ON/TEST and buzzer override button
6. LED bar. Depending on the situation, this indicates either the charge level or the capacity of the battery
7. Navigator buttons
8. Alphanumeric LCD display
9. Green LED lit. Status of the load.